

# MTS Tamil School - Troy

How to view Home work?

How to view Syllabus?



# How to Login to School website?

## Step1:

You can access the MTS Tamil School website using the link below:

<http://mtstamilschool.org>

Select from Menu – Students

Student Login.



## Step2:

Enter your email address and password

[Click here to REGISTER for Returning or New Students](#)

CTA - Login (Existing users/Students)

User Email	<input type="text"/>
Password	<input type="password"/>

Login

\* fields are mandatory

[Student Registration](#)   [Forgot Password](#)

# How to view the home work?

## Step3:

- Click Parent access tab
- Click child information

## Step4:

- Click dropdown menu
- Pick home work Info
- Click the Book shape icon

The screenshot shows a web browser window with the URL <https://www.catamilacademy.org/cta/pages/>. The user is logged in as 'Swami [Parent]'. The navigation menu includes 'Profile', 'Resources', 'Parent Access', 'Help', and 'eMagazine'. The 'Parent Access > Child' dropdown menu is open, with 'Child Information' and 'Volunteer Help' circled in red. The main content area displays a table with columns for 'Student Name', 'School', 'Grade', 'Section', 'Other Information', and 'Details'. The student 'Sridevi Swaminathan' is listed, attending 'MTS Tamil School - Troy, MI' in 'Basic II' section 'A'. The 'Other Information' column has a dropdown menu with 'Home Work Info' selected and circled in red. The 'Details' column contains a book-shaped icon, also circled in red, with a red arrow pointing to it from the 'Click the Book shape icon' instruction. Below the table, there is a note: 'Note:- Please click on the Details Icon to see the selected Information'. The page footer shows 'Page: 1 of 1' and 'Page size: 1'.


## Step5:

- Then down load the home work(PDF or WORD format)

# How to view the home work?

The screenshot shows a web browser window with the URL <https://www.catamilacademy.org/cta/pages/>. The user is logged in as 'Swami [Parent]'. The page title is 'Parent Access > Child Information'. A table lists student information for 'Sidevi Swaminathan' (Student Id: 4518, Batch: 2012, School: MTS Tamil School - Troy, MI, Grade: Basic II, Section: A). A dropdown menu is open under the 'Other Information' column, listing various options. The 'Home Work Info' option is highlighted. A red circle highlights the 'Details' icon in the table header, and another red circle highlights the 'Home Work Info' option in the dropdown menu.

Drag a column header and drop it here to group by that column

Student Name	Student Id	Batch	School	Grade	Section	Other Information	Details
Sidevi Swaminathan	4518	2012	MTS Tamil School - Troy, MI	Basic II	A	Profile	

Page: 1 of 1 Go Page size: 1 Change

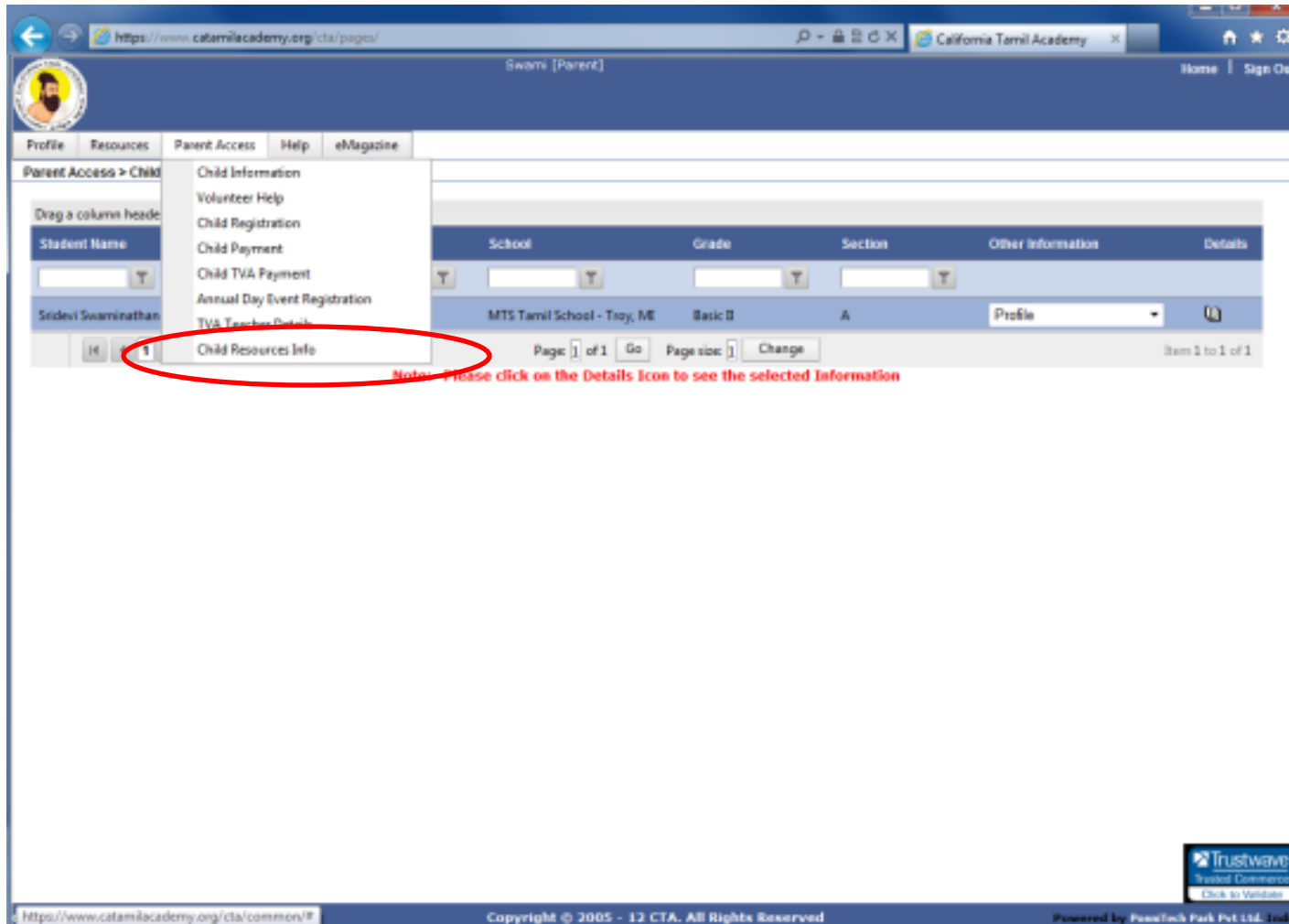
**Note:- Please click on the Details Icon to see the selected Information**

- Profile
- Profile
- Teacher's Info.
- Home Work Info
- Attendance Info
- LogBook Details
- Monthly Test Details
- Report Card
- Final Report Card
- Payment Info
- Outstanding Info
- Regular School Details
- TVU Payment Details
- School Calendar Info
- Student TVU Details


# How to view the Syllabus?

## Step1:

- Click Parent access tab
- Click child Resource info



The screenshot shows the parent portal interface for California Tamil Academy. The user is logged in as 'Swami [Parent]'. The 'Parent Access' tab is selected, and a dropdown menu is open, showing various options. The 'Child Resources Info' option is highlighted with a red circle. Below the menu, there is a table with columns for School, Grade, Section, Other Information, and Details. The table contains one row of data for 'MTS Tamil School - Troy, MI' in 'Basic II' grade, 'A' section. A 'Details' icon is visible next to the row. A red note at the bottom of the table area says 'Note: Please click on the Details Icon to see the selected Information'. The footer of the page includes the URL 'https://www.catamilacademy.org/cta/common/', copyright information 'Copyright © 2005 - 12 CTA. All Rights Reserved', and a 'Trustwave' logo.

School	Grade	Section	Other Information	Details
MTS Tamil School - Troy, MI	Basic II	A	Profile	

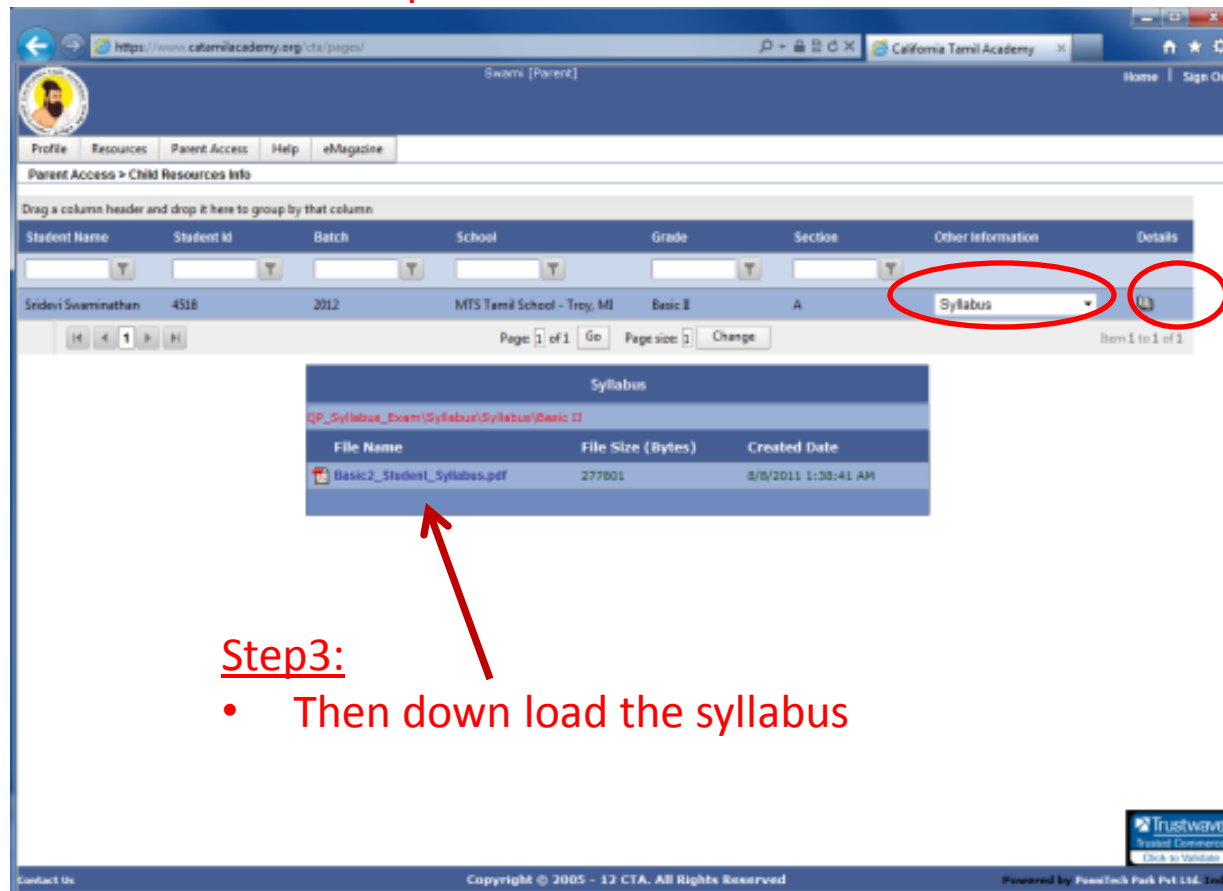
Page: 1 of 1 Go Page size: 1 Change Item 1 to 1 of 1

Note: Please click on the Details Icon to see the selected Information

# How to view the Syllabus?

## Step2:

- Click dropdown menu
- Pick syllabus
- Click the Book shape icon



The screenshot shows a web browser window with the URL <https://www.cattamilacademy.org/cta/pages/>. The user is logged in as 'Swami [Parent]'. The page displays a table of student records. The record for 'Sridevi Swaminathan' is selected. In the 'Other Information' column, a dropdown menu is open, showing 'Syllabus' selected. A red circle highlights the dropdown menu, and another red circle highlights a book icon next to it. Below the table, a modal window titled 'Syllabus' is displayed, showing a table of files. A red arrow points from the 'Syllabus' dropdown menu to the modal window.

Student Name	Student Id	Batch	School	Grade	Section	Other Information	Details
Sridevi Swaminathan	4518	2012	MTS Tamil School - Troy, MI	Basic II	A	Syllabus	

File Name	File Size (Bytes)	Created Date
Basic2_Student_Syllabus.pdf	277801	8/8/2011 1:38:41 AM

## Step3:

- Then down load the syllabus