

MTS Tamil Schools Michigan Tamil Sangam

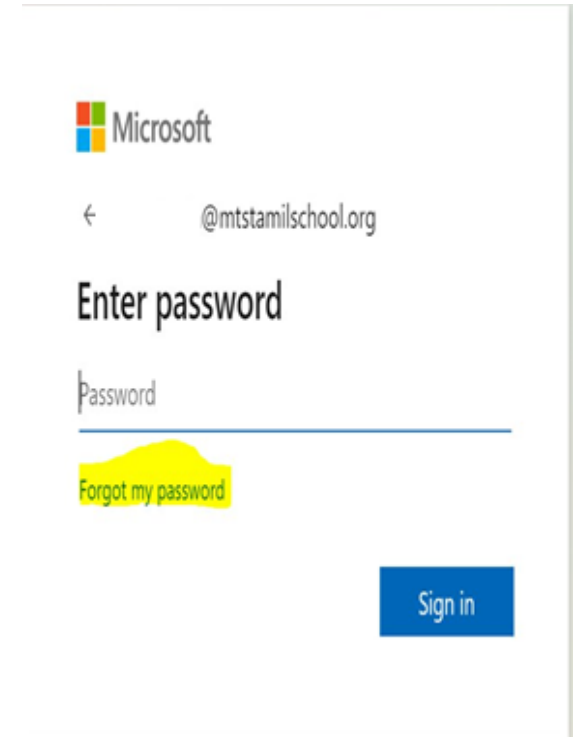


**How to Reset your MTS Tamil School Login Password
for Accessing Email and MS Teams**

<https://mitamilsangam.org>
<https://mtstamilschool.org>

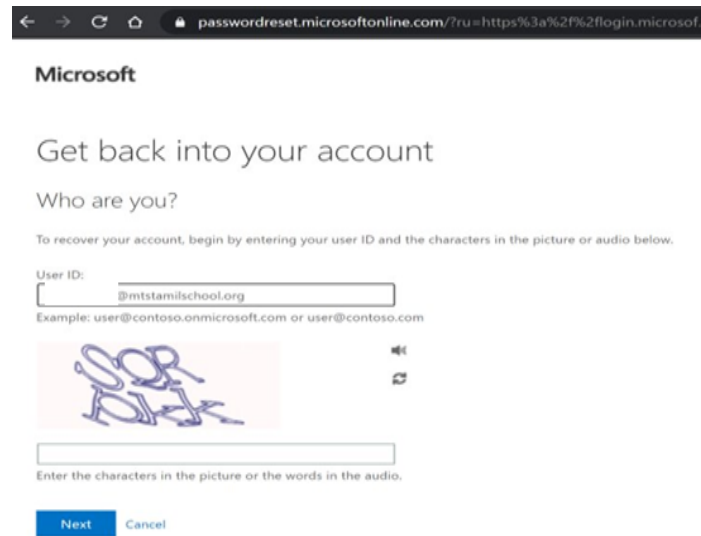
Password Reset

- Go to <https://office.com>
- Click on Sign in
- Enter Email Address
- Click Next
- Click on Forgot my password

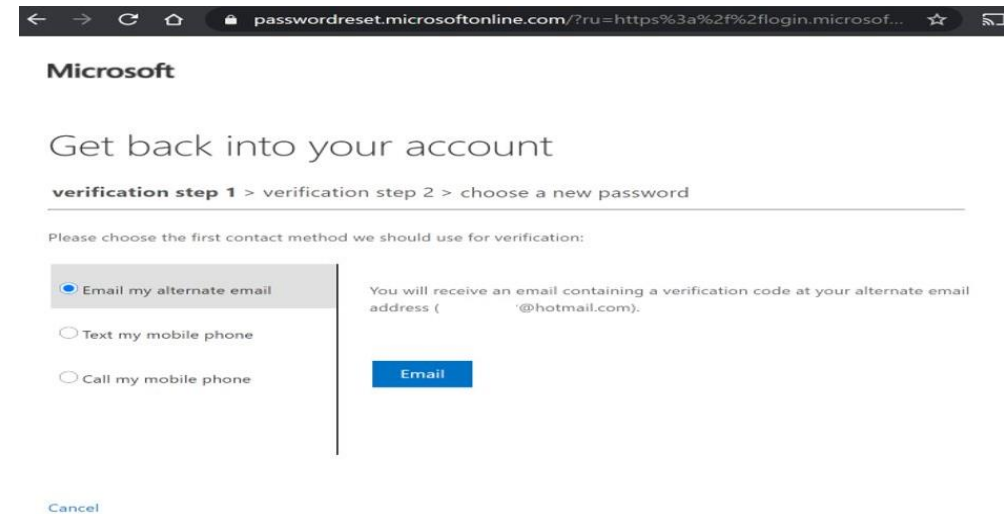


Password Reset (contd..)

- Enter your User id
- Enter the characters which will be displayed on the screen and Click Next.
- Choose the required type of verification and enter your email IS or your mobile number as per your convenience.
- Then enter the verification code sent to you.



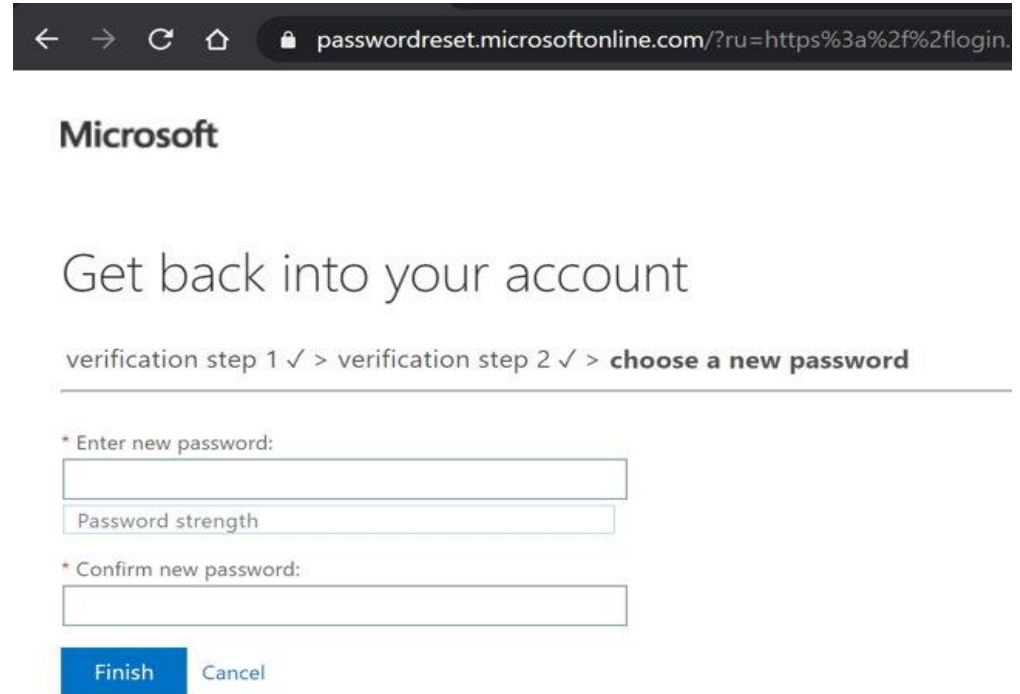
The screenshot shows the Microsoft password reset interface. At the top, it says "Microsoft" and "Get back into your account". Below that, it asks "Who are you?". A text box contains the user ID "@mtstamilschool.org". Below the text box is a CAPTCHA image with the word "SOP" written in a stylized font. There are "Next" and "Cancel" buttons at the bottom.



The screenshot shows the Microsoft password reset interface at the verification step. It says "Microsoft" and "Get back into your account". Below that, it says "verification step 1 > verification step 2 > choose a new password". There are three radio button options: "Email my alternate email" (selected), "Text my mobile phone", and "Call my mobile phone". There is an "Email" button and a "Cancel" button.

Password Reset (contd..)

- Enter new password and Confirm the password one more time and Click on Finish
- Now you can login to your MTS Tamil School account



The screenshot shows a web browser window with the URL `passwordreset.microsoftonline.com/?ru=https%3a%2f%2flogin.` The page header displays the Microsoft logo. The main heading is "Get back into your account". Below this, a progress indicator shows "verification step 1 ✓ > verification step 2 ✓ > **choose a new password**". The form contains two input fields: "* Enter new password:" and "* Confirm new password:". A "Password strength" indicator is positioned between the two input fields. At the bottom of the form, there are two buttons: "Finish" (highlighted in blue) and "Cancel".