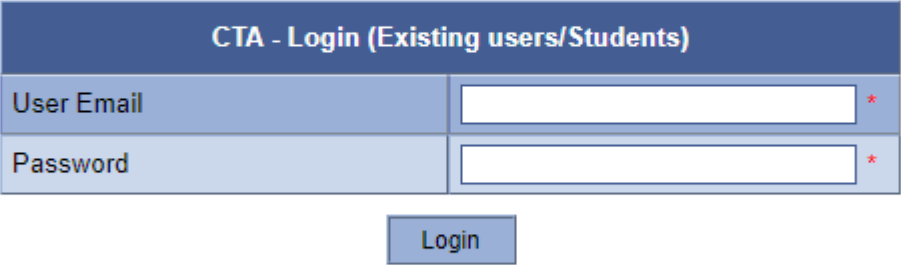


Accessing CTA iBooks from Website

1. Please go to the website - <https://www.catamilacademy.org/cta/login.aspx>
2. You will see the window below-



[Click here to REGISTER for Returning or New Students](#)

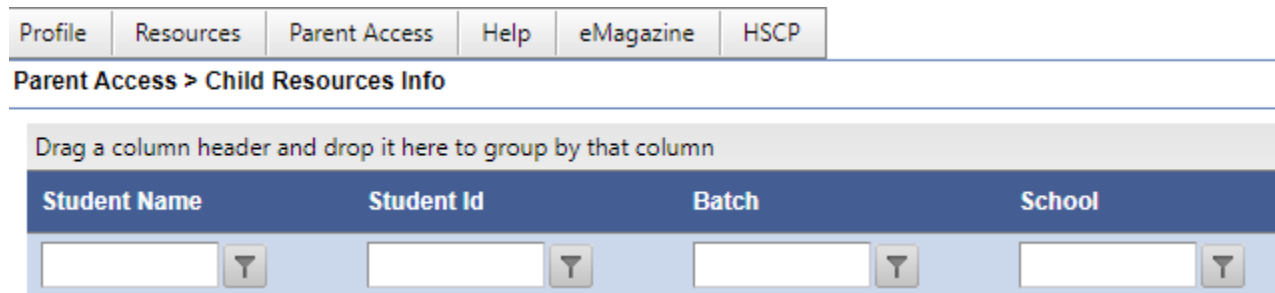
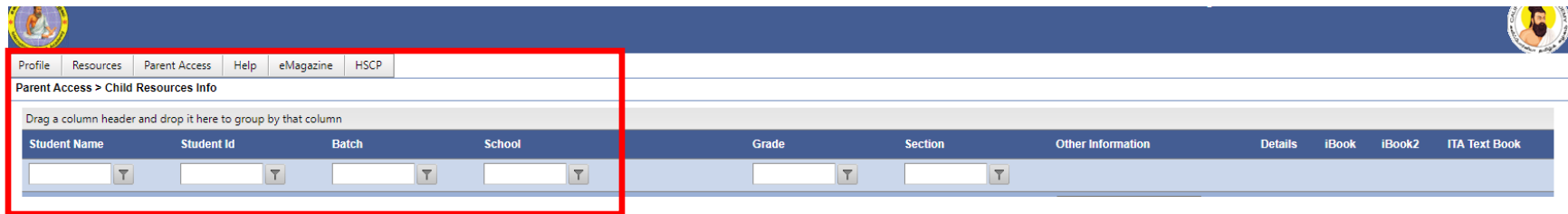
| CTA - Login (Existing users/Students) | |
|---------------------------------------|----------------------------|
| User Email | <input type="text"/> * |
| Password | <input type="password"/> * |

* fields are mandatory

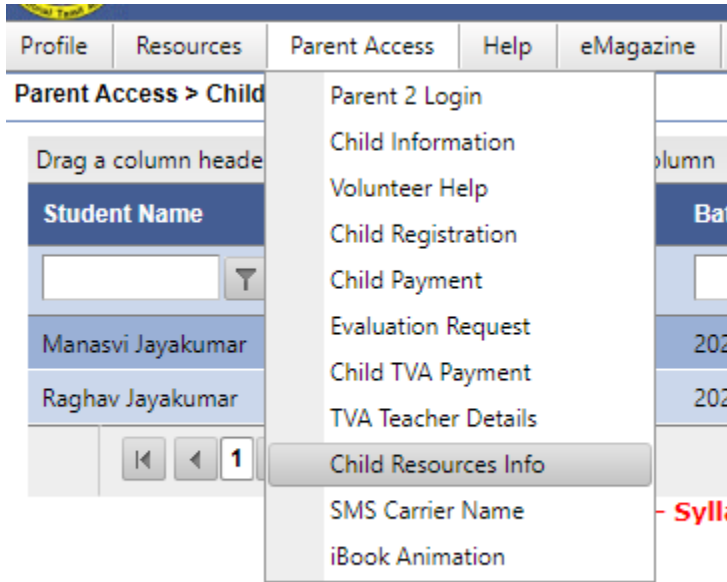
[Student Registration](#) [Forgot Password](#)

3. Please enter your email and password and login to the website

4. Once logged in- you will see this window



5. Please go to the Tab “Parent Access” and click on “Child Resources Info”



6. You will see this screen with your kid’s name and iBook listed in the blue line-

